

## Introduce Me Activity Template Instructions:

Everyone in the class receives a card with information about an item or items. Everyone should read the information on their card two or three times. You do not have to remember the card word for word, but try to memorise two or three bits of information. Find ONE OTHER PERSON in the room with the same coloured dot on their card as you. In turn introduce yourself as the item on the card to the other person. You can refer to the card if you get stuck, but try to do this without looking at the card as much as possible.









e.g. "Hello! I'm cinnamon. I am the bark of a tree which grows ....."

When you have both done this go to find another two people with the same colour dots on their cards as you. Now you are four, you have to introduce your partner to the others and they have to introduce each other to you.









e.g: "Hello! Can I introduce you to my partner He is coffee....."

NB: You can use the empty flashcards as templates for your own, customised flashcards.









# 'Introduce Me' role-play cards template

# 'Introduce Me' role-play cards template

# 'Introduce Me' role-play cards template

# 'Introduce Me' role-play cards template

